

SC 30 USB ML SC 60 USB ML

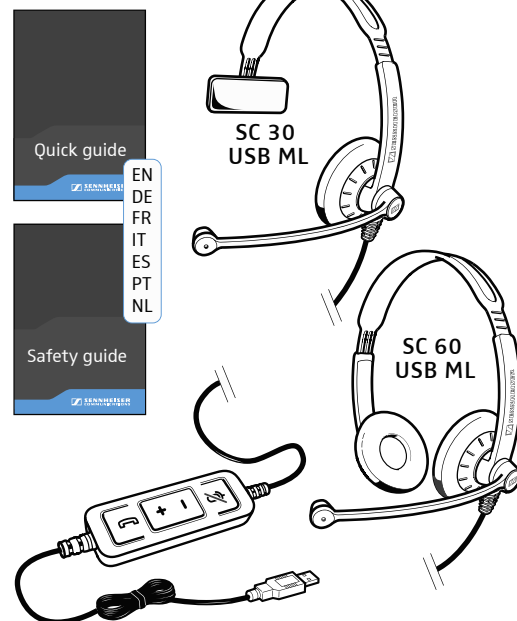


Quick Guide
Kurzanleitung
Guide rapide
Guida rapida


Instrucciones resumidas
Guida rápido
Beknopte handleiding



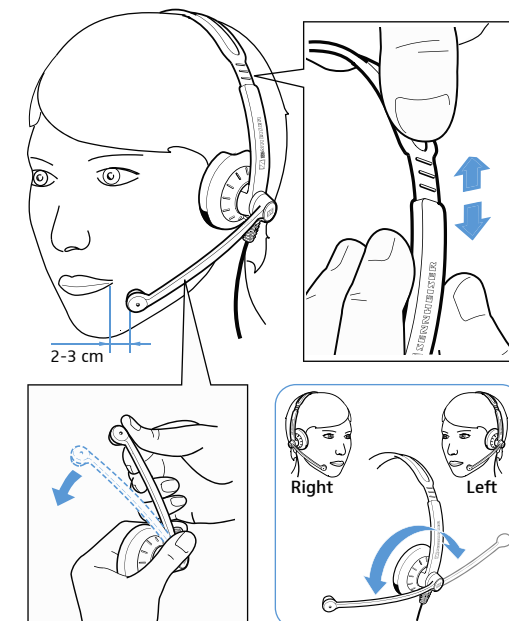
Delivery includes | Lieferumfang | Contenu |
Volume di forniture | Volumen de suministro |
Itens fornecidos | Leveringsomvang



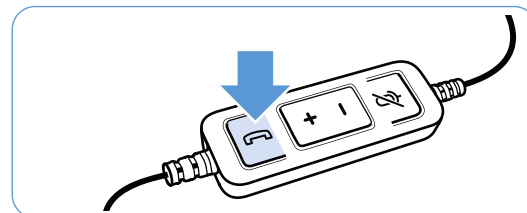
Connection possibilities | Anschlussmöglichkeiten |
Possibilités de raccordement | Possibilità di collega-
mento | Posibilidades de conexión | Ligações
possíveis | Ansluitmogelijkheden



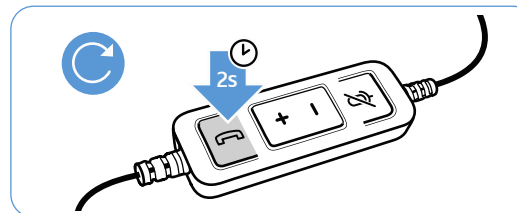
Wearing the headset | Headset aufsetzen |
Mettre le casque-micro | Indossare l'headset |
Ponerse los auriculares | Colocar o micro-
auscultador | De headset opzetten



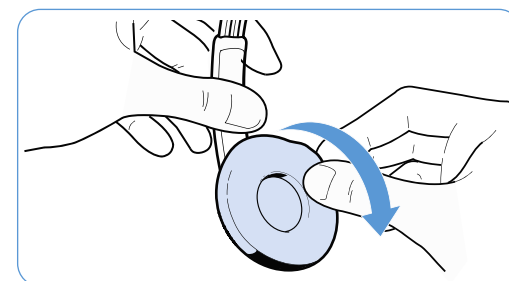
To accept/end a call | Anruf annehmen/beenden |
Prendre/terminer un appel | Accettare/Terminare
una chiamata | Contestar/finalizar llamada |
Atender/terminar chamada | Gesprek aannemen/
beëindigen



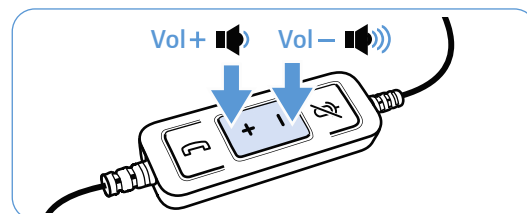
Redialing | Wahlwiederholung | Recomposer le
dernier numéro | Ripetizione della selezione |
Rellamada | Remarcação | Nummerherhaling



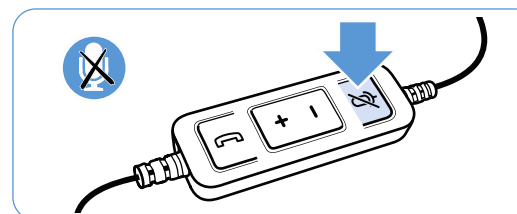
Replacing the ear pad | Ohrpolster austauschen |
Remplacer le coussinet d'oreille | Sostituzione dei
cuscinetti auricolari | Cambiar las almohadillas |
Substituir as almofadas | Oorkussens vervangen



Adjusting the volume | Lautstärke
einstellen | Régler le volume | Impostazione del
volume | Ajustar el volumen | Ajustar o volume |
Volume instellen



Mute Microphone | Mikrofon stumm schalten |
Couper le microphone | Silenziamento del microfo-
no | Silenciar el micrófono | Activar o modo de
silêncio no microfone | Microfoon op mute schakelen



Detailed information | Ausführliche Informatio-
nen | Informations détaillées | Informazioni
dettagliate | Informaciones detalladas |
Informações detalhadas | Uitvoerige informatie



Sennheiser Communications A/S

Langager 6, 2680 Solrød Strand, Denmark
www.senncom.com

Publ. 09/12, A02



SC 30 USB ML SC 60 USB ML



Quick Guide
Snabbguide
Quick Guide
Krótka instrukcja obsługi

Hızlı Kılavuz
快速指南
クイックガイド



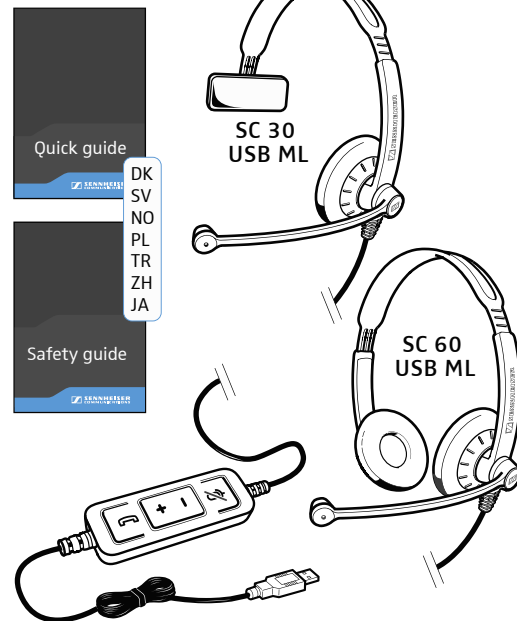
Sennheiser Communications A/S

Langager 6, 2680 Solrød Strand, Denmark
www.senncom.com

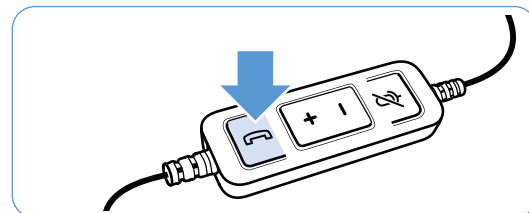
Publ. 09/12, A02



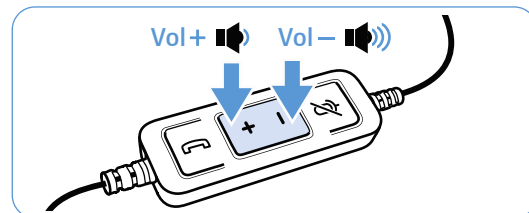
Leveringsomfang | Medföljande delar | Leveranseomfang | Zakres dostawy | Teslimat Kapsamı | 供货范围 | 同梱されているもの




Modtagelse/afslutning af opkald | Ta emot/avsluta ett samtal | Ta imot /avslutte anrop | Odbieranie / kończenie połączenia | Çağrıyı al/kapat | 接听/挂断来电



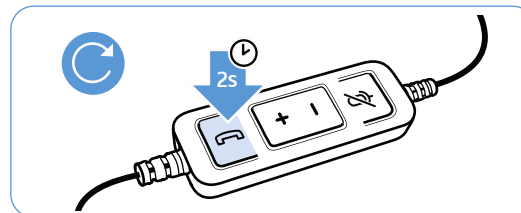
Indstilling af lydstyrke | Ställ in volymen | Stille inn lydstyrke | Regulacja głośności | Ses düzeyini ayarla | 调节音量 | 音量の調整



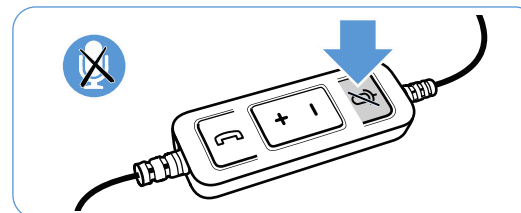
Tilslutningsmuligheder | Anslutning | Tilkoblingsmuligheder | Możliwości podłączenia | Bağlantı olanakları | 连接可能性 | 接続方法



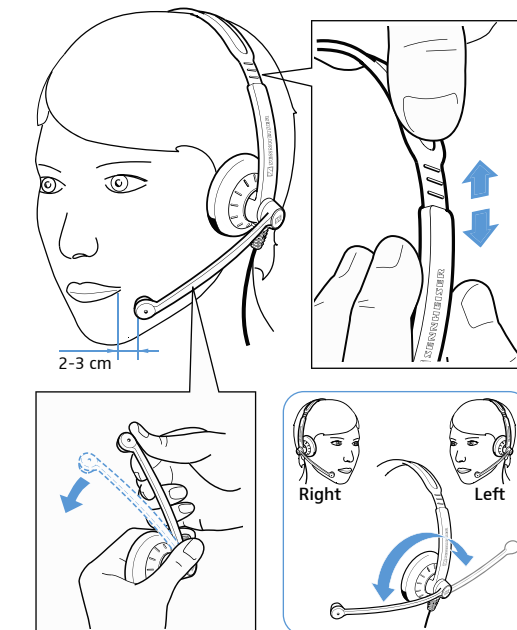
Gentagelse af nummerindtastning | Slå telefonnummer igen | Gjentatt oppringing | Ponownie wybieranie numeru | Tekrar ara | 重拨 | リダイヤル



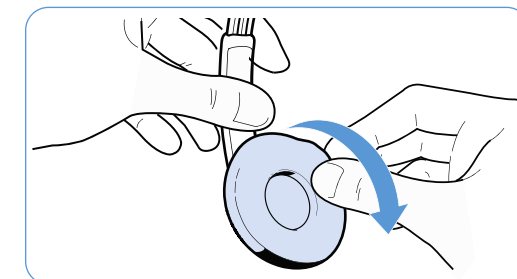
Frakobling af lyd på mikrofon | Stäng av mikrofonen | Aktiver mikrofonens lydøsfunksjon | Wyciszenie mikrofonu | Mikrofonu kapat | 麦克风静音 | マイクのミュート



Brug af hovedsæt | Ta på headsetet | Sette på hodesettet | Zakładanie zestawu słuchawkowego | Kulaklı in takılması | 戴上耳机 | ヘッドセットを装着する



Udskiftning af ørepolstringer | Byt öronkuddar | Utskiftning av øreputer | Wymiana poduszek słuchawkowych | Kulak yastığının değiştirilmesi | 更换耳垫 | イヤーパッドを交換する



Udførlige | Mer information | Detaljert informasjon | Szczegółowe informacje | Ayrıntılı bilgiler | 详细信息 | 詳細情報

